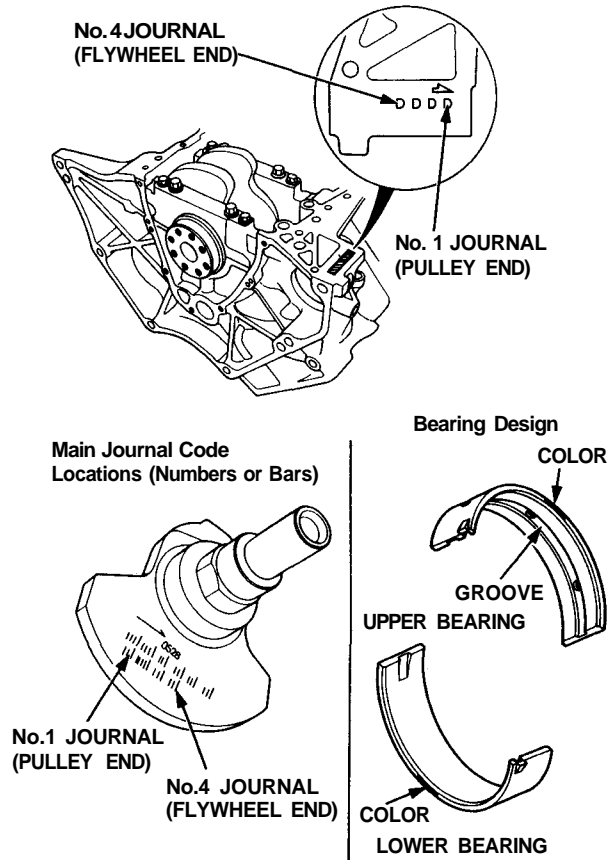


Main Bearings

Selection

Crankshaft Bore Code Locations

Letters or bars have been stamped on the end of the block as a code for the size of each of the 4 main journal bores. Use them, and the numbers or bars stamped on the crank (codes for main journal size), to choose the correct bearings.



Bearing Identification

Color code is on the edge of the bearing.

| | 1 or I | 2 or II | 3 or III | 4 or IIII |
|----------------------|--------------|--------------|--------------|--------------|
| Smaller main journal | Pink | Pink Yellow | Yellow | Yellow Green |
| | Pink Yellow | Yellow | Yellow Green | Green |
| | Yellow | Yellow Green | Green | Green Brown |
| | Yellow Green | Green | Green Brown | Brown |
| | Green | Green Brown | Brown | Brown Black |
| | Green Brown | Brown | Brown Black | Black |

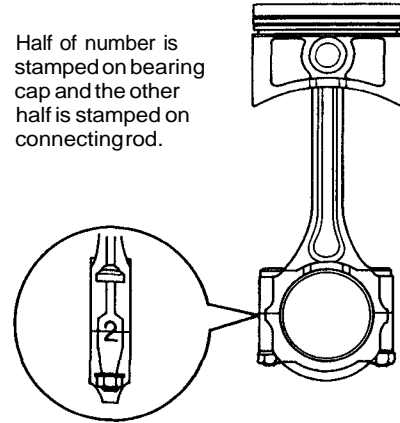
NOTE: When using bearing halves of different colors, it does not matter which color is used in the top or bottom.

Connecting Rod Bearings

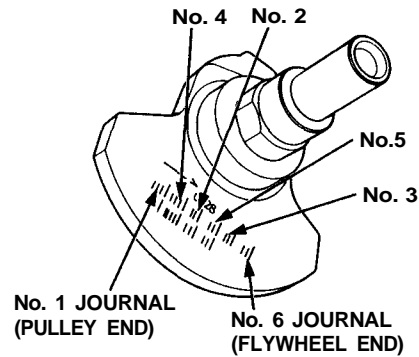
Selection

Connecting Rod Code Location

Numbers or bars have been stamped on the side of each connecting rod as a code for the size of the big end. Use them, and the letters or bars stamped on the crank (codes for rod journal size), to choose the correct bearings.



Connecting Rod Journal Code Locations (Letters or Bars)



Bearing Identification

Color code is on the edge of the bearing.

| | 1 or I | 2 or II | 3 or III | 4 or IIII |
|---------------------|--------------|--------------|--------------|--------------|
| Smaller rod journal | Pink | Pink Yellow | Yellow | Yellow Green |
| | Pink Yellow | Yellow | Yellow Green | Green |
| | Yellow | Yellow Green | Green | Green Brown |
| | Yellow Green | Green | Green Brown | Brown |
| | Green | Green Brown | Brown | Brown Black |
| | Green Brown | Brown | Brown Black | Black |

NOTE: When using bearing halves of different colors, it does not matter which color is used in the top or bottom.